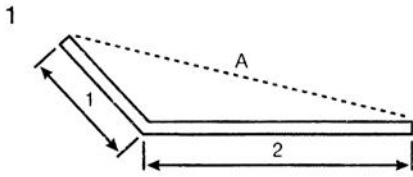


Customer.....

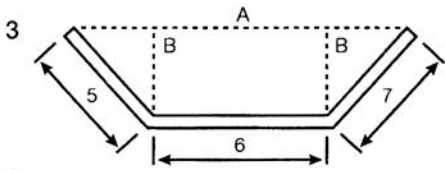
Customer Ref..... Page..... of.....



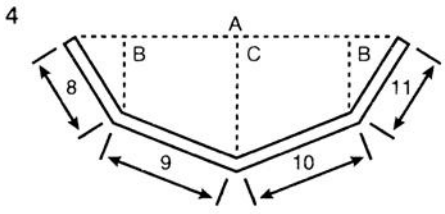
A..... 1..... 2..... Height.....  
90° Bays Dimension "A" Will Not Be Required



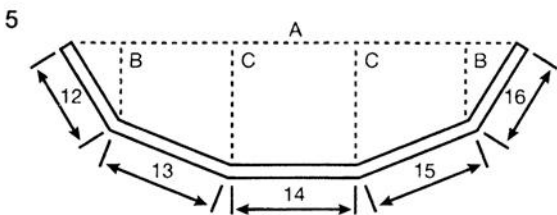
A..... 3..... 4..... Height.....  
90° Bays Dimension "A" Will Not Be Required



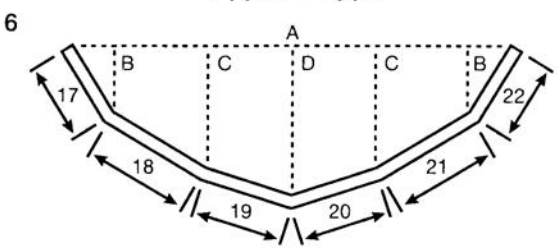
A..... B..... 5..... 6.....  
7..... Height.....  
90° Bays Dimension "A" Will Not Be Required



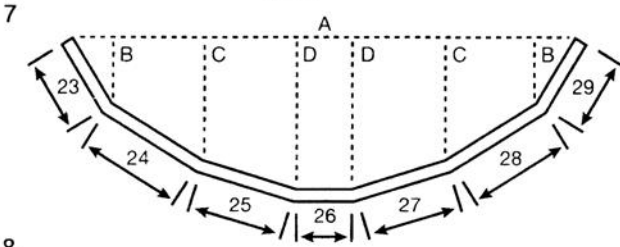
A..... B..... C..... 8.....  
9..... 10..... 11..... Height.....



A..... B..... C..... 12.....  
13..... 14..... 15..... 16.....  
Height.....

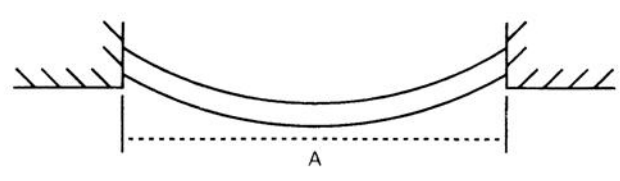


A..... B..... C..... D.....  
17..... 18..... 19..... 20.....  
21..... 22..... Height.....



A..... B..... C..... D.....  
23..... 24..... 25..... 26.....  
27..... 28..... 29..... Height.....

**Bow Bay**



A..... Projection..... Height.....  
Amount of Segments in Bay.....

N.B. Required projection is measured from external brickwork to outside face of bow (not incl cill)

\*When filling out order form "Bay Seg No."  
Segments run from left to right viewed outside.